

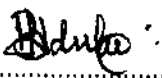



BANK OF TANZANIA
STATEMENT OF FINANCIAL POSITION
AS AT 31 MAY 2013

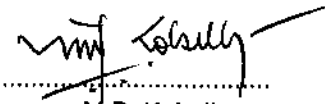
Statement of Financial Position published pursuant to section 21 (2) of the Bank of Tanzania Act, 2006

	31-MAY-2013 TZS (000)	30-APR-2013 TZS (000)
ASSETS		
Cash and Cash Equivalent	1,738,957,945	1,861,800,145
Items in Course of Settlement	0	5,640,946
Holdings of Special Drawing Rights(SDRs)	368,450,525	369,606,463
Financial Assets Measured at FVTPL	4,724,968,209	4,704,122,550
Financial Assets Measured at FVTOCI	2,242,597	2,232,400
Government Securities Measured at Amortised Cost	1,504,602,594	1,496,053,167
Inventories	4,549,084	4,849,425
Investment in Associate Company	1	1
Quota in International Monetary Fund(IMF)	476,145,397	477,612,165
Advances to the Governments	145,273,328	485,340
Loans and Receivables	218,447,144	250,725,285
Deferred Currency Cost	140,922,798	151,603,456
Other Assets	82,625,274	84,217,574
Property,Plant and Equipment(PPE)	788,996,829	788,748,197
Intangible Assets	3,344,262	3,577,583
TOTAL ASSETS	10,199,525,987	10,201,274,697
LIABILITIES		
Deposits-Banks and Non-Bank Financial Institutions	2,067,707,697	2,009,243,819
Deposits-Governments	0	248,687,647
Deposits-Others	280,440,761	278,589,790
Foreign Currency Financial Liabilities	720,663,875	652,444,421
Poverty Reduction and Growth Facility	718,431,348	720,644,479
Repurchase Agreement (Repos)	35,008,325	0
BoT Liquidity Papers	1,320,698,719	1,283,341,489
Provisions	3,875,722	4,218,944
Items in Course of Settlement	1,363,715	0
Other Liabilities	23,233,645	25,613,149
IMF Related Liabilities	453,534,826	431,556,955
Allocation of Special Drawing Rights(SDRs)	456,064,014	457,468,922
Currency in Circulation	2,909,071,483	2,807,354,657
TOTAL LIABILITIES	8,990,094,130	8,919,164,272
EQUITY		
Authorised and Paid up Capital	100,000,000	100,000,000
Reserves	1,109,431,857	1,182,110,425
TOTAL EQUITY	1,209,431,857	1,282,110,425
TOTAL LIABILITIES AND EQUITY	10,199,525,987	10,201,274,697

We the undersigned attest to the correctness of the above Statement of Financial Position. We declare that the Statement of Financial Position has been examined by us and fairly present, in all material respects, the financial position of the Bank as at 31 May, 2013 in accordance with International Financial Reporting Standards and in a manner required by the Bank of Tanzania Act, 2006.


 Prof. B.J. Ndulu
 Governor


 L. H. Mkila
 Deputy Governor
 (Financial Stability and Deepening)
 Date: 6th August 2013


 M.P. Kobello
 Ag. Director Finance





BANK OF TANZANIA
STATEMENT OF FINANCIAL POSITION
AS AT 30 APRIL 2013

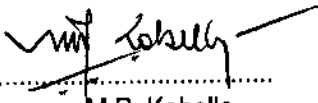
Statement of Financial Position published pursuant to section 21 (2) of the Bank of Tanzania Act, 2006

	30-APR-2013 TZS (000)	31-MAR-2013 TZS (000)
ASSETS		
Cash and Cash Equivalent	1,861,800,145	1,943,276,468
Items in Course of Settlement	5,640,946	1,904,937
Holdings of Special Drawing Rights(SDRs)	369,606,463	366,950,535
Financial Assets Measured at FVTPL	4,704,122,550	4,630,089,853
Financial Assets Measured at FVTOCI	2,232,400	2,232,951
Government Securities Measured at Amortised Cost	1,496,053,167	1,508,449,245
Inventories	4,849,425	4,921,806
Investment in Associate Company	1	1
Quota in International Monetary Fund(IMF)	477,612,165	473,319,108
Advances to the Governments	485,340	0
Loans and Receivables	250,725,285	254,308,436
Deferred Currency Cost	151,603,456	143,191,517
Other Assets	84,217,574	80,207,349
Property, Plant and Equipment(PPE)	788,748,197	791,975,359
Intangible Assets	3,577,583	3,850,876
TOTAL ASSETS	10,201,274,697	10,204,669,440
LIABILITIES		
Deposits-Banks and Non-Bank Financial Institutions	2,009,243,819	1,907,346,839
Deposits-Governments	248,687,647	395,347,465
Deposits-Others	278,589,790	289,095,679
Foreign Currency Financial Liabilities	652,444,421	710,852,635
Poverty Reduction and Growth Facility	720,644,479	714,833,217
Repurchase Agreement (Repos)	0	0
BoT Liquidity Papers	1,283,341,489	1,192,468,543
Provisions	4,218,944	5,494,309
Other Liabilities	25,613,149	67,001,337
IMF Related Liabilities	431,556,955	431,556,955
Allocation of Special Drawing Rights(SDRs)	457,468,922	453,356,923
Currency in Circulation	2,807,354,657	2,808,158,189
TOTAL LIABILITIES	8,919,164,272	8,975,512,091
EQUITY		
Authorised and Paid up Capital	100,000,000	100,000,000.00
Reserves	1,182,110,425	1,129,157,349
TOTAL EQUITY	1,282,110,425	1,229,157,349
TOTAL LIABILITIES AND EQUITY	10,201,274,697	10,204,669,440

We the undersigned attest to the correctness of the above Statement of Financial Position. We declare that the Statement of Financial Position has been examined by us and fairly present, in all material respects, the financial position of the Bank as at 30 April, 2013 in accordance with International Financial Reporting Standards and in a manner required by the Bank of Tanzania Act, 2006.


 Prof. B.J. Ndulu
 Governor


 L. H. Mkila
 Deputy Governor
 (Financial Stability and Deepening)
 Date: 6th August 2013


 M.P. Kobello
 Ag. Director Finance